



# **EM Comfort**

## Standard Electromagnetic Locks

Standard  
Electromagnetic  
Locks

# EM Comfort Line

## Smart and Economic Security

EM Comfort Line (EMC) offers simple and economical locking solution for security access control systems. All locks are fail safe mode, meaning that in the case of power failure the doors will release ensuring effective emergency exit. Available in all standard holding force fulfilling the majority of security demands.

## Benefits

- Easy installation with adjustable mounting plate
- Low energy consumption
- No residual magnetism via anti-residual device
- 200.000 test cycles
- Medium corrosion resistance: grade 2 according to EN1670 (salt spray tested to 48 hours)
- 2-year warranty
- RoHS and CE certification

Type	Features					Door Type			
	Holding force	Installation	Voltage 12/24 V DC	Lock status sensor	LED green/red	Single-/ Doubleleaf doors	Outswing doors	Inswing doors	Glass doors
EMC 400 AH	1179 N	Surface	●	●	–	Single	●	●	●
EMC 600 ALH	2668 N	Surface	●	●	●	Single	●	●	●
EMC 600 AM	2668 N	Mortise	●	●	–	Single	–	–	–
EMC 1200 ALH	5337 N	Surface	●	●	●	Single	●	●	–
EMC 600-2 ALH	2668 N x 2	Surface	●	●	●	Double	●	●	–
EMC 1200-2 ALH	5337 N x 2	Surface	●	●	●	Double	●	●	–

● yes – no

Note: The holding force on the door is dependent on the specific type of installation.

## Article designations, abbreviations

The article designation indicates the holding force and the characteristics of the lock magnets, e.g. EMC 600 ALH = 600 lbf holding force (EMC 600-2 ALH = 2x 600 lbf holding force) with lock status sensor (A) and status LED (L), designed for surface mounting (H).

### A = Lock Status Sensor

A bond sensor will initiate an LED to inform locally or report remotely of lock status (locked or unlocked).

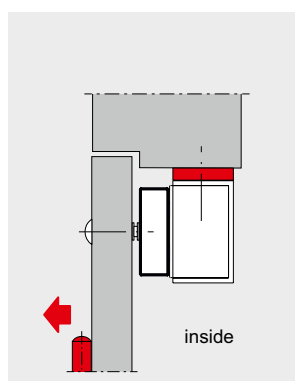
### L = LED

Red/ green LED indication of lock status (red= locked, green=unlocked)

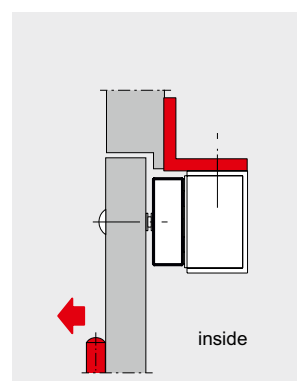
### H = Surface-mounted

M = Mortise-mounted  
2= double lock

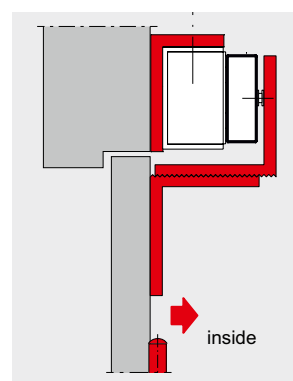
## Regular installation



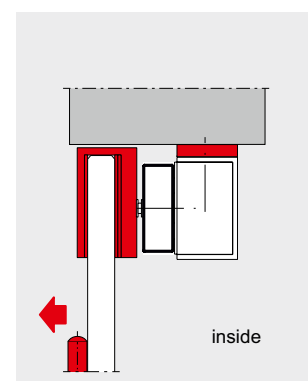
## L-bracket for narrow door frame



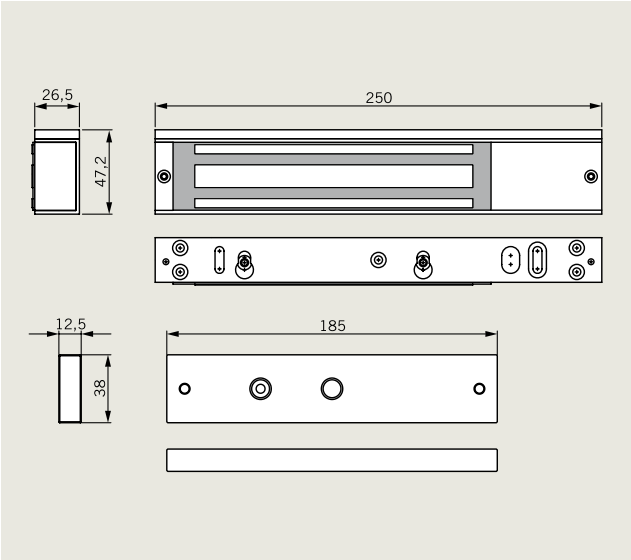
## L+Z bracket for inswing doors



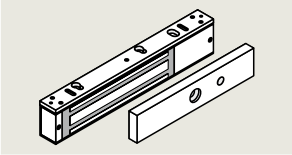
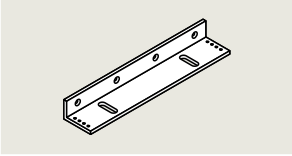
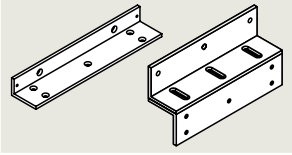
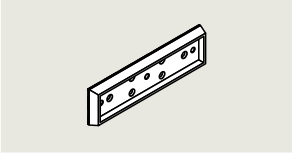
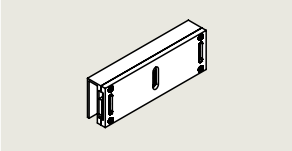
## U-bracket for frameless glass doors



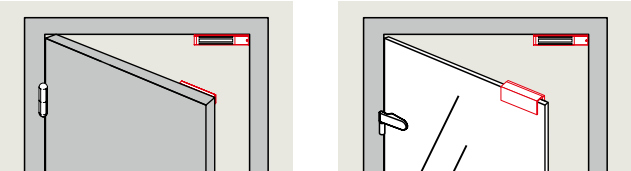
EMC 600 ALH



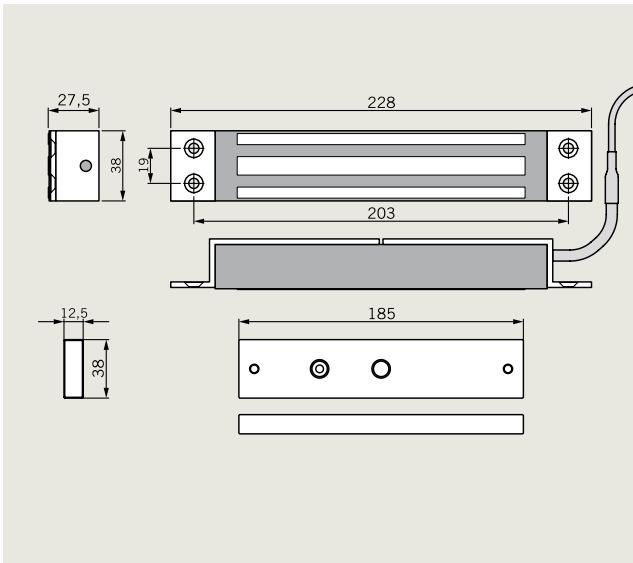
Technical data	
Holding force	600 lbf (2668 N)
Installation	Surface-mounted
Magnet housing dimensions	250L x 47.2W x 26.5H mm
Armature plate dimensions	185L x 38W x 12.5H mm
Operation principle	Fail-safe (power to lock)
Power supply	12/ 24 V DC
Current	500 mA/ 250 mA
Lock status sensor	yes
LED indication LSS	yes
Operation temperature	-20°C to 55°C
IP class	20
Certification	RoHS, CE
Warrenty	2 years
Applicaton	Interior (glass doors, internal swing doors with access control equipment which does not have to be resistant to heavy attacks)

	Specification text	Order No.
	<b>EMC 600 ALH</b> Single surface-mounted electromagnetic lock with 600 lbf (2668 N) holding force, surface-mounted, with lock status sensor and red/green LED indicator, anodized aluminium finish	<b>19860501</b>
	<b>L-bracket 600</b> L-bracket for EMC 600 ALH and EMC 600-2 ALH	<b>19860521</b>
	<b>L+Z bracket 600</b> L+Z bracket for EMC 600 ALH and EMC 600-2 ALH	<b>19860524</b>
	<b>Armature plate holder 600</b> Armature plate holder for EMC 600 ALH and EMC 600-2 ALH	<b>19860526</b>
	<b>UBG-10/12 for EMC 600 AH</b> U-formed glass door bracket for fixing armature plate of EMC 600 AH on 10/12 mm thick glass doors	<b>19860529</b>

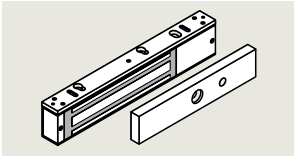
Typical Application



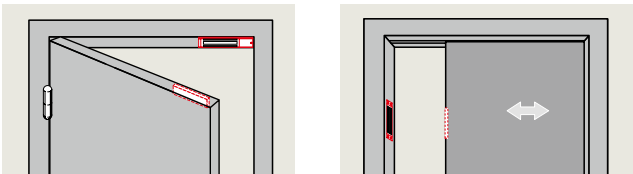
# EMC 600 AM



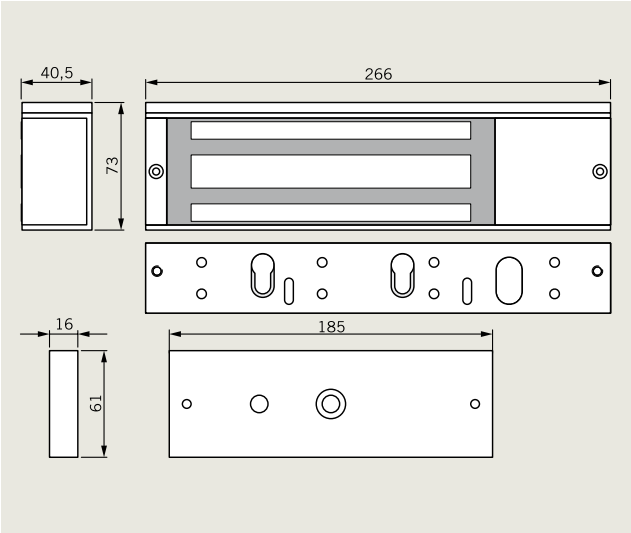
Technical data	
Holding force	600 lbf (2668 N)
Installation	Mortise-mounted
Magnet housing dimensions	228L x 38W x 27.5H mm
Armature plate dimensions	185L x 38W x 12.5H mm
Operation principle	Fail-safe (power to lock)
Power supply	12/ 24 V DC
Current	500 mA/ 250 mA
Lock status sensor	yes
LED indication LSS	no
Operation temperature	-20°C to 55°C
IP class	20
Certification	RoHS, CE
Warrenty	2 years
Applicaton	Interior (sliding doors, internal swing doors with access control equipment which does not have to be resistant to heavy attacks)

Specification text		Order No.
		
<b>EMC 600 AM</b> Single mortise-mounted electromagnetic lock with 600 lbf (2668 N) holding force, mortise-mounted, with lock status sensor		<b>19860502</b>

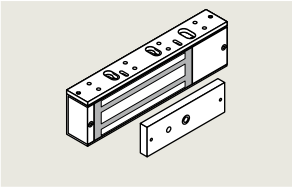
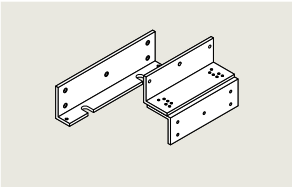
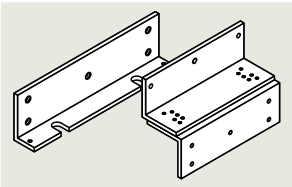
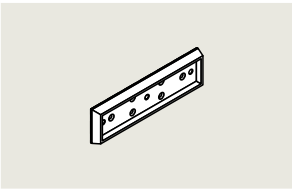
## Typical Application



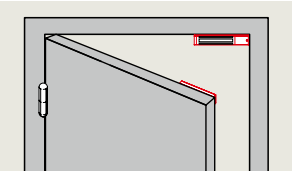
# EMC 1200 ALH



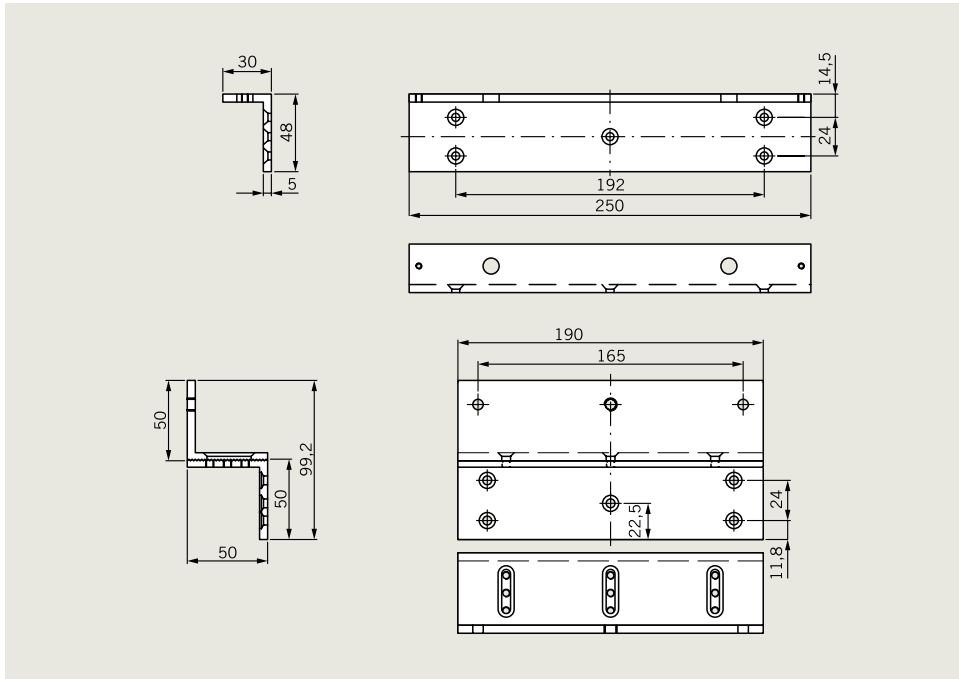
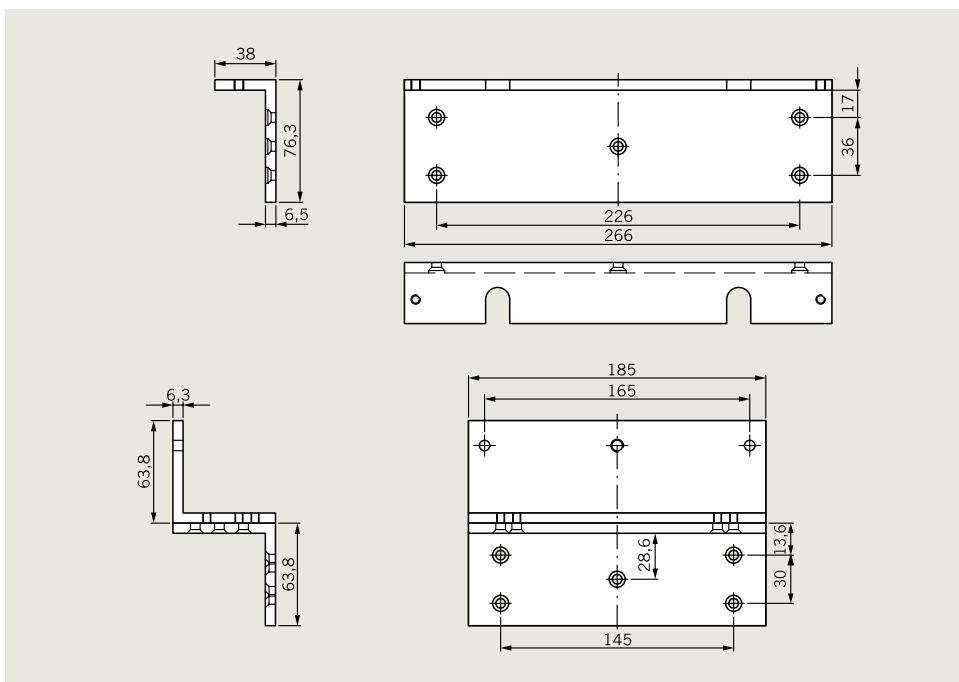
Technical data	
Holding force	1200 lbf (5338 N)
Installation	Surface-mounted
Magnet housing dimensions	266L x 73W x 40.5H mm
Armature plate dimensions	185L x 61W x 16H mm
Operation principle	Fail-safe (power to lock)
Power supply	12/ 24 V DC
Current	500 mA/ 250 mA
Lock status sensor	yes
LED indication LSS	yes
Operation temperature	-20°C to 55°C
IP class	20
Certification	RoHS, CE
Warrenty	2 years
Applicaton	Interior (high resistant swing doors, entry doors fitted with high security access control systems)

	Specification text	Order No.
	<b>EMC 1200 ALH</b> Single surface-mounted electromagnetic lock with 1200 lbf (5338 N) holding force, surface-mounted, with lock status sensor and red/green LED indicator, anodized aluminium finish	<b>19860504</b>
	<b>L-bracket 1200</b> L-bracket for EMC 1200 ALH and EMC 1200-2 ALH	<b>19860522</b>
	<b>L+Z bracket 1200</b> L+Z bracket for EMC 1200 ALH and EMC 1200-2 ALH	<b>19860525</b>
	<b>Armature plate holder 1200</b> Armature plate holder for EMC 1200 ALH and EMC 1200-2 ALH	<b>19860527</b>

## Typical Application

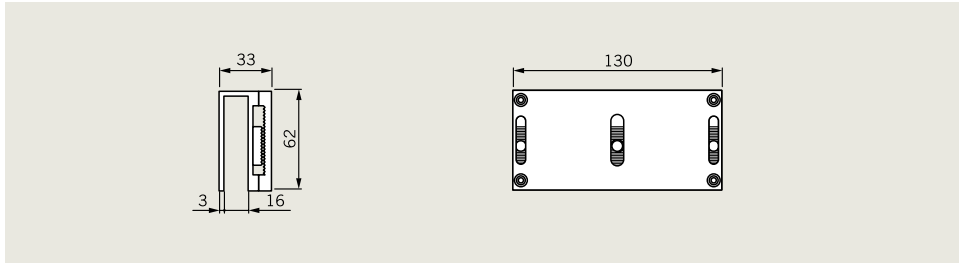


# Accessories

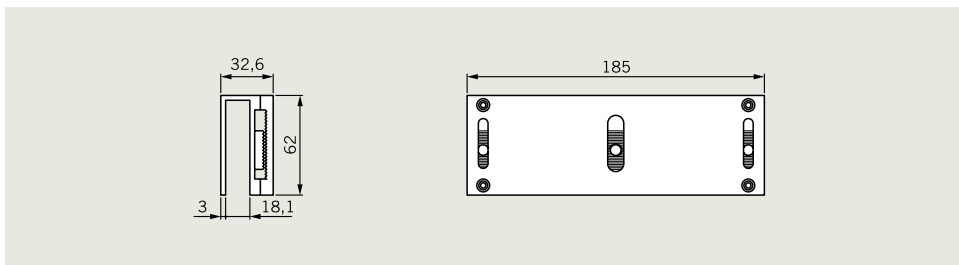
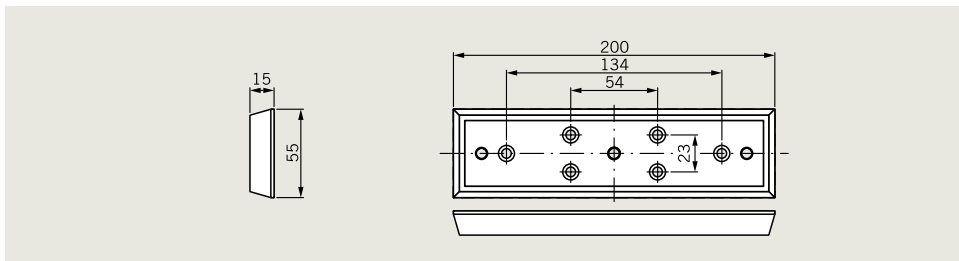
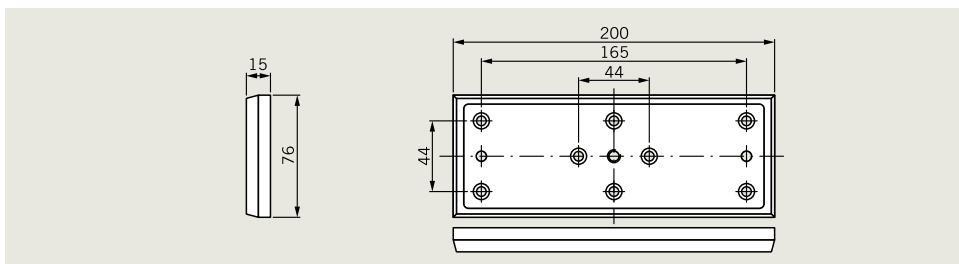
**L+Z bracket 600****Order No. 19860524****L+Z bracket 1200****Order No. 19860527**

**UBG 10/12 for EMC 400**

Glass door bracket

**Order No. 19860528****UBG 10/12 for EMC 600**

Glass door bracket

**Order No. 19860529****Armature plate holder 600****Order No. 19860526****Armature plate holder 1200****Order No. 19860527**



**Door  
Hardware**



**Electronic  
Access & Data**



**Mechanical  
Key Systems**



**Lodging Systems**



**Entrance  
Systems**



**Interior Glass  
Systems**



**Safe Locks**



**Service**

**dormakaba**  
**International Holding AG**  
Hofwisenstrasse 24  
CH-8153 Rümlang  
T +41 44 818 90 11  
info@dormakaba.com  
www.dormakaba.com